


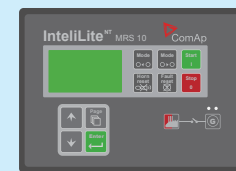




- The Hyundai water cooled, 4 cylinder, 3,298cc engine is an electric start (remote start function available).
- The generator comes ATS prepared, so can easily be connected to an automatic transfer switch if required.
- A 93L fuel tank allows the generator to run for 21 hours (at 50% load) before refuelling.
- Slow running at 1500rpm, means that engine noise levels are at a minimum whilst machine life is extended compared to higher rpm diesel generators.
- Brushless AVR alternators deliver a smooth power output, suitable for both sensitive electrical equipment as well as more general white goods. The generator is suitable for domestic and small business use.
- The digital control panel gives instant visibility for oil level & pressure, water temperature, battery charge levels and low running on engine. There is an emergency stop function for immediate disable.
- Service or maintenance activity is easily accessed via the large doors of the weather-proof canopy.

GENERATOR SET	MAX POWER (kW / kVA)	22 / 27.5
	RATED POWER (kW / kVA)	20 / 25
	FREQUENCY (Hz)	50
	VOLTAGE (V)	230
	MAX / RATED CURRENT (A)	95 / 87
	CONTROLLER	IL-NT MRS 10
	ATS PORT	INCLUDED
	FUEL TANK (L)	93
	BATTERY (Ah)	1 X 12V-54AH
	RUNTIME (hrs) @ 50% / 100%	21 / 12
ENGINE	NOISE LEVEL @ 7m 50% LOAD (dB)	68
	ENGINE MODEL	HY4100
	RPM	1500
	DISPLACEMENT (cc)	3,298
	SPEED REGULATION	MECHANICAL
	STARTING METHOD	ELECTRIC
	OIL CAPACITY (L)	15
	No. OF CYLINDERS	4
	COOLING	WATER
	ALTERNATOR	ALTERNATOR
VOLTAGE REGULATION		AVR / BRUSHLESS
ALARMS	LOW OIL PRESSURE	YES
	LOW BATTERY VOLTAGE	YES
	HIGH WATER TEMPERATURE	YES
	LOW OIL LEVEL	YES
	LOW ENGINE SPEED	YES
	EMERGENCY STOP	YES
	LOGISTICAL DATA	NET WEIGHT (kg)
ON SITE FORKLIFT REQUIRED		YES
DIMENSIONS L X W X H (mm)		2200 X 950 X 1240

	MEASUREMENTS GENERATOR VOLTAGE GENERATOR CURRENT GENERATOR FREQUENCY POWER FACTOR OIL PRESSURE COOLANT TEMPERATURE BATTERY VOLTAGE ENGINE ROTATING SPEED ENGINE HOURS RUN
	BREAKER MCB (0-125A) MCCB (125-1000A)
	POWER OUTPUT AREA TERMINALS U.V.W.N.PE 3 X SINGLE PHASE SOCKETS



MRS 10

MANUAL AND REMOTE
START CONTROLLER




MRS 16

MANUAL AND REMOTE
START CONTROLLER WITH
SUPPORT FOR EFI ENGINES

	MRS10	MRS16
PIN PASSWORD	YES	YES
RS232/485 INTERFACE	OPTIONAL	OPTIONAL
FAULTS REPORT	NO	YES
MULTI-LANGUAGE FUNCTION	YES	YES


SSP Accessories	SSP
Battery Charger (Included as Standard with an ATS)	£55
2m Flexible Exhaust Extension	£55
Three Way Valve for External Tank (Pair)	£160
Water Heater (Fitted)	£220
Remote Monitoring System (Ethernet)	£399
Remote Monitoring System (GSM)	£599

RECOMMENDED SPARE PARTS



REF.	SPARE PARTS NAME	QTY
	AIR FILTER CORE	1
	OIL FILTER ELEMENT	1
	TURBO OIL FILTER ELEMENT	-
	FUEL FILTER ELEMENT	1

OPTIONAL ACCESSORIES



REF.	ACCESSORIES NAME	QTY
	ATS BOX & 30m CABLES: ATS1-100A	1
	WATER HEATER 1000W	1
	INTELLIGENT BATTERY CHARGER 24V	1
	24 HOURS FUEL TANK	1

* Product might be different from pictures shown
* Specifications might vary as continuous product development